25/30/35BE-X

BE-X SERIES BATTERY FORKLIFT TRUCKS



Load Capacity	Drive Motor Rating	Lift Height
2500 – 3500 kg	48V • 10kW / 80V• 14KW	3000 – 6000 mm

HD HYUNDAI XITESOLUTION

HYUNDAI MATERIAL HANDLING

HIGH ON QUALITY.
LOW ON COST.

The new Hyundai BE-X Series Electric Forklifts

Introducing the new BE-X battery powered electric forklifts. Ranging from 2.5 - 3.5 tonnes, the new range offers the high productivity, comfort and safety you expect from a world-class brand like Hyundai, but at a low-cost price. These cost-efficient yet high-performance machines deliver excellent energy efficiency and low noise levels, making them a smart choice for demanding operations.

HIGH ON PRODUCTIVITY

Productivity has been increased through optimised vehicle performance with the use of iron phosphate Li-ion batteries and IP54 drive and pump motors, for longer life and improved cost-effectiveness.

Low energy consumption

Energy efficiency has been enhanced through the integration of drive and pump assemblies, designed to minimise power loss. These assemblies feature optimised drive and hydraulic performance tailored to typical operating conditions, resulting in improved overall system efficiency.

Quiet performance, indoors and outdoors

The use of a single-drive axle system, IP54-rated motors and 48/80V battery enables outdoor operation, offering greater convenience and flexibility. Additionally, driving noise has been reduced by 6.5 dB through the implementation of low-noise axle technology.

Operational efficiency

Operational efficiency has been enhanced through intuitive speed selection for both driving and mast functions. Operators can easily switch modes to suit varying work conditions using dedicated up/down buttons conveniently positioned within the cluster.

Low centre of gravity

A low-profile frame design allows the batteries to be positioned between the front and rear wheels, lowering the centre of gravity and enhancing driving and lifting stability.

ZAPI Controller

To ensure improved reliability of the controller system in compliance with EU safety regulations, the machine is equipped with a high-capacity ZAPI Controller featuring IP65-rated waterproof and dustproof protection.





Reliable power: Li-ion battery

OPTION

Our fast charging Li-ion battery delivers reliable performance with significantly reduced charging times. Extended hours of continuous operation are reached with the help of fast opportunity charging.



HIGH ON COMFORT & EFFICIENCY

A comfortable operator is a productive operator. That's why we've increased the cab space and added numerous functions that allow the operator to work more efficiently and comfortably.



Redesigned cab

We've optimised the cab space and design of the BE-X machines to ensure more convenient and efficient operation for the operator.

Full-suspension Grammer seat

The Grammer seat has an adjustable cushion to match the weight of the operator, a seat belt switch, a buckle switch and arm rests both on the left and right.

Optimised steering

Thanks to the hydraulic power steering system, the steering wheel diameter has been reduced by 20 mm, helping to minimise operator fatigue while maintaining smooth and effortless steering. For added convenience, the steering column can be tilted 12.5 degrees forward or backward, allowing operators to adjust it to their preferred working position

Enhanced comfort

The seat height has been increased while the first and second foot step have been lowered. The distance between the seat and overhead guard has also been increased by about 40 mm, for enhanced comfort.



Multifunctional digital cluster

The operator can clearly check operating information in real time on the multifunctional digital cluster. Many additional functions are also embedded in the cluster for safe and convenient equipment management.



Ergonomic lever design

The mechanical hydraulic control levers are conveniently positioned close to the operator and set at an optimal height, minimising movement and reducing fatigue during operation.

HIGH ON SAFETY

Operator safety is and always will be a high priority for HD Hyundai XiteSolution. The risk of accidents while working has been fundamentally reduced using scientific vehicle body design and effective safety systems.

LED safety warning lights

Bright and long-life LED lights are fitted to the front, rear and direction indicators. A beacon lamp, blue spots and red zone lamps are optional to indicate movement and enhance workplace safety.

Anti-roll back system

This system prevents the machine from rolling back after coming to a stop on an incline. It also offers improved ramp start-up abilities.





TECHNOLOGY TO KEEP YOU **SAFE**



Front & rear cameras OPTION

The wireless camera system supplies the two-channel monitor with information to the front and rear. A front-mounted camera positioned on the fork's lateral side ensures precise pallet positioning during high-rack operations.

Speed limit control

The maximum travel speed can be set to meet the safety speed of the site through the cluster. Even when the maximum speed is limited, gradeability and lifting performance are maintained at top levels.

Travel speed limiter when driving with elevated load OPTION

The travel speed is limited to 3km/h when the forks are lifted to a height of 500mm or more to ensure the load doesn't fall off and the forklift doesn't get overturned.

Rear grip bar & horn OPTION

The rear grip with horn button allows the driver to keep a comfortable posture during reverse driving and operate the horn quickly in case of an emergency.

OPSS system

The Operator Presence Sensing System (OPSS) restricts driving and loading when the operator leaves their seat in order to prevent accidents.



LOW ON COST OF OWNERSHIP

BE-X Series electric forklifts have been designed to reduce maintenance and operating costs by incorporating innovative energy-saving features and reliable, durable components with quick replacement capability.



Quick battery replacement

The side battery removal system allows the battery to be easily removed and installed from the side of the forklift truck without the need for expensive equipment like a crane.

Convenient battery charging

Charging is simplified by connecting the charger directly to the charging port, with no need to disconnect battery cables from the truck. For added safety, a sensor disables equipment operation during the charging process.





Pump motor cooling system

For the efficient cooling of the pump motor, there are two fans beside the left and right battery cover. One for blowing out hot air and one for sucking in cool air.

Safety warning

Issues relating to safety and performance, such as low brake oil level, battery discharge and high temperature in the controller and motor, will trigger the warning sound and lamp. Programming, servicing and parameter adjustments can be easily performed using a dedicated tool.



Waterproof and dustproof key switches

To increase the reliability of the electric/electronic system, an ignition key switch with a cap is used. Made by Honeywell, this prevents moisture and dust from getting in.

Sealed micro switches

Sealed micro switches are used in the hydraulic control lever system, keeping it protected from dust and water for greater reliability.



TAKE THE TOUR!

High on productivity

- A low-profile frame design for improved driving and work safety
- LFP battery with excellent price-to-performance characteristics **OPTION**
- IP Class 54 driving and pump motors
- Application of Dual Micom ZAPI Controller
- Enhanced energy efficiency
- Application of power selection button for drive and pump motor

High on convenience

- Ergonomically redesigned operator space
- A new multifunctional digital cluster with superior visibility that can be adjusted easily
- Ergonomic positioned mechanical hydraulic control lever
- Optimised step dimensions for easier and more comfortable access
- Reduced noise
- Full-suspension Grammer seat
- Hydraulic power steering
- Available with full or partial cabin **OPTION**
- A/C & heater with improved cooling and heating performance **OPTION**

High on safety

- 2 power modes
- Speed limit control
- Speed limiting function when traveling with elevated load **OPTION**
- Operator Presence Sensing System (OPSS)
- Anti-roll back system prevents the machine from rolling back after coming to a stop on an incline
- Safety warning lamp – blue spot and red zone lights **OPTION**
- Two-channel wireless front & rear cameras **OPTION**
- Rear grip bar & horn **OPTION**

Low on cost of ownership

- Easy battery replacement via side battery removal system
- Additional battery connector specialised for charging
- Controller with high reliability and self-diagnosis capability
- Air-cooled pump motor
- Long-lifetime LED lamps – front/rear worklights and turn signals
- Expanded service area
- Sealed micro switches

25/30/35BE-X

SPECIFICATIONS

IDENTIFICATION						
	Frontwheel type (single / double)			Single		
1.1	Manufacturer (abbreviation)			Hyundai		
1.2	Manufacturer's type designation			25BE-X	30BE-X	35BE-X
1.3	Drive : electric (battery or mains), diesel, petrol, LPG			Electric		
1.4	Operator type : hand, pedestrian, standing, seated, order-picker			Seated		
1.5	Rated capacity / rated load	(Q)	kg	2500	3000	3500
1.6	Load centre distance	(c)	mm	500		
1.8	Load distance, centre of drive axle to fork	(x)	mm	473		
1.9	Wheelbase	(y)	mm	1490	1680	
WEIGHTS						
2.1	Service weight		kg	4484	4947	5272
2.2	Axle loading, loaded front / rear		kg	6107 / 877	7020 / 927	7696 / 1076
2.3	Axle loading, unloaded front / rear		kg	1974 / 2510	2282 / 2665	2169 / 3103
TYRES / CHASSIS						
3.1	Tyres : superelastic, pneumatic, polyurethane			Superelastic		
3.2	Tyre size, front			28 x 9 - 15		
3.3	Tyre size, rear			18 x 7 - 8		200 / 50-10
3.5	Wheels, number front / rear (x = driven wheels)			2x / 2		
3.6	Tread, front	(b10)	mm	1005		
3.7	Tread, rear	(b11)	mm	996		
DIMENSIONS						
4.1	Tilt of mast / fork carriage forward / backward	(α / ß)	degree	6 / 10		
4.2	Height, mast lowered	(h1)	mm	2040		
4.3	Free lift	(h2)	mm	150		
4.4	Lift height	(h3)	mm	3000		
4.5	Height, mast extended	(h4)	mm	4180		
4.7	Height of overhead guard (cabin)	(h5)	mm	2175		
4.8	Seat height relating to SIP / stand height	(h7)	mm	1200		
4.12	Coupling height	(h10)	mm	480		
4.19	Overall length	(l1)	mm	3410	3600	3650
4.20	Length to face of forks	(l2)	mm	2360	2502	2553
4.21	Overall width	(b1)	mm	1215		
4.22	Fork dimensions DIN ISO 2331	(l x e x s)	mm	1050 x 100 x 45	1050 x 125 x 45	
4.23	Fork carriage ISO 2328, class / type A, B			2 / A	3 / A	
4.24	Fork carriage width	(b12)	mm	1102		
4.31	Ground clearance below mast loaded	(m1)	mm	142		
4.32	Ground clearance centre of wheelbase	(m2)	mm	160		
4.34.1	Aisle width for pallets 1000 x 1200 crossways (l x w)	(Ast)	mm	3858	4060	4130
4.34.2	Aisle width for pallets 800 x 1200 crossways (w x l)	(Ast)	mm	4008	4210	4330
4.35	Turning radius	(Wa)	mm	2135	2337	2457
PERFORMANCE DATA						
5.1	Travel speed loaded / unloaded		km/h	14 / 15		
5.2	Lift speed loaded / unloaded		mm/s	300 / 450		
5.3	Lowering speed loaded / unloaded		mm/s	500 / 350		
5.6	Max. drawbar pull loaded / unloaded		N	13328 / -	14210 / -	13720 / -
5.8	Max. gradeability loaded / unloaded		%	15 / -		
ELECTRIC MOTOR						
6.1	Drive motor rating S2 60 min		kW	10	14	
6.2	Lift motor rating at S3 15%		kW	14	16.5	
6.4	Battery voltage, nominal capacity K5		V/Ah	48 / 600	80 / 500	
6.5	Battery weight		kg	950	1295	
6.6	Energy consumption acc. to VDI cycle		kWh/h	6.9	8.8	9.5
	Battery compartment dimensions l / w / h		mm	984 x 466 x 744	984 x 660 x 744	
DRIVE MECHANISM						
8.1	Type of drive control			AC		
8.11	Service brake			Drum brake		
ADDITIONAL DATA						
10.1	Operating pressure system / attachments		bar	195 / 160		
10.2	Oil volume for attachments		l/min	40		
10.7	Sound level at the driver's ear according to DIN 12053		dB(A)	66		
AIR-CONDITIONING						
	Refrigerant type			HFC-134a		
	Refrigerant quantity		kg	0.55		
	Global warming potential (GWP) - equivalent to CO2 in metric tons		metric tons	0.787		

25/30/35BE-X

DIMENSIONS

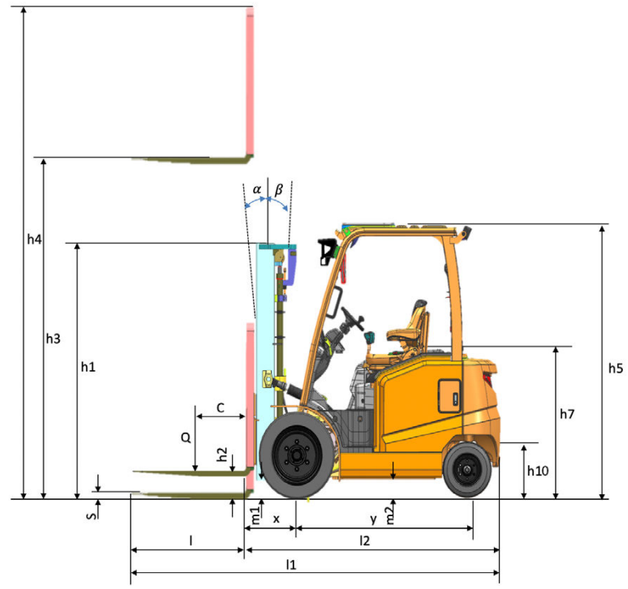

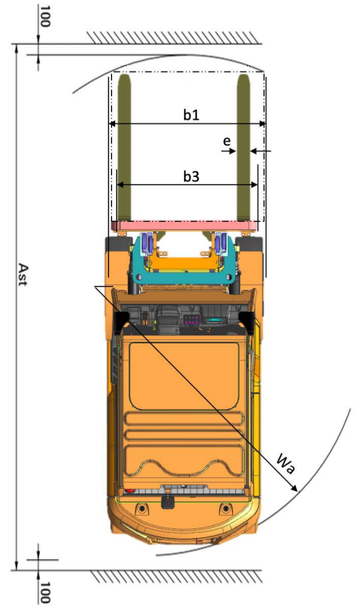

25/30/35BE-X

MAST SPECIFICATION

25BE-X MAST

Mast Type		Maximum fork height h3 (mm)	Max. mast height h4 (mm)		Lowered height h1 (mm)	Free lift height h2 (mm)		Tilt angle fwd / bwd (°)	Load capacity @ LC 500mm (kg)		Truck weight (unloaded) standard configuration** (kg)
			With backrest	Without backrest		With backrest	Without backrest		No attachment single tyre	Integral side shift single tyre	Single tyre
V-Duplex - no free lift	V300	3000	4180	3600	2025	155	155	6° / 10°	2500	2500	4484
	V330	3300	4480	3900	2175	155	155	6° / 10°	2500	2470	4508
	V400	4000	5180	4600	2575	155	155	6° / 10°	2460	2330	4580
	V450	4500	5680	5100	2875	155	155	6° / 6°	2360	2230	4651
	V500	5000	6180	5600	3125	155	155	6° / 6°	2260	2240	4693
VF-Duplex - free lift - 1 central cylinder	VF295	2976	4156	3576	2025	860	1314	6° / 6°	2500	2500	4526
	VF325	3276	4456	3876	2175	1010	1464	6° / 6°	2500	2450	4560
	VF345	3476	4656	4076	2275	1110	1564	6° / 6°	2500	2420	4583
TF-Triplex - free lift - 1 central cylinder	TF430	4300	5480	4900	2025	860	1314	6° / 6°	2280	2140	4671
	TF450	4500	5680	5100	2125	960	1414	6° / 6°	2240	2100	4692
	TF470	4700	5880	5300	2175	1010	1464	6° / 6°	2200	2070	4705
	TF500	5000	6180	5600	2275	1110	1564	6° / 6°	2140	2020	4727
	TF550	5500	6680	6100	2475	1310	1764	6° / 6°	2050	1930	4773
	TF600	6000	7180	6600	2675	1510	1964	6° / 6°	1950	1840	4865

** standard configuration: No options, without attachment, forks only, without hydraulic piping

30BE-X MAST

Mast Type		Maximum fork height h3 (mm)	Max. mast height h4 (mm)		Lowered height h1 (mm)	Free lift height h2 (mm)		Tilt angle fwd / bwd (°)	Load capacity @ LC 500mm (kg)		Truck weight (unloaded) standard configuration** (kg)
			With backrest	Without backrest		With backrest	Without backrest		No attachment single tyre	Integral side shift single tyre	Single tyre
V-Duplex - no free lift	V300	3000	4180	3675	2040	155	155	6° / 10°	3000	3000	4947
	V330	3300	4480	3975	2190	155	155	6° / 10°	3000	2980	4973
	V400	4000	5180	4675	2590	155	155	6° / 10°	2980	2810	5049
	V450	4500	5680	5175	2890	155	155	6° / 6°	2860	2690	5122
	V500	5000	6180	5675	3140	155	155	6° / 6°	2740	2590	5167
VF-Duplex - free lift - 1 central cylinder	VF295	2976	4156	3651	2040	860	1314	6° / 6°	3000	3000	5048
	VF325	3276	4456	3951	2190	1010	1464	6° / 6°	3000	2990	5083
	VF345	3476	4656	4151	2290	1110	1564	6° / 6°	3000	2900	5119
TF-Triplex - free lift - 1 central cylinder	TF430	4300	5480	4975	2040	860	1314	6° / 6°	2750	2600	5146
	TF450	4500	5680	5175	2140	960	1414	6° / 6°	2700	2550	5169
	TF470	4700	5880	5375	2190	1010	1464	6° / 6°	2660	2510	5182
	TF500	5000	6180	5675	2290	1110	1564	6° / 6°	2600	2450	5204
	TF550	5500	6680	6175	2490	1310	1764	6° / 6°	2490	2350	5255
	TF600	6000	7180	6675	2690	1510	1964	6° / 6°	2380	2240	5349

** standard configuration: No options, without attachment, forks only, without hydraulic piping

25/30/35BE-X

MAST SPECIFICATION

35BE-X MAST

Mast Type		Maximum fork height h3 (mm)	Max. mast height h4 (mm)		Lowered height h1 (mm)	Free lift height h2 (mm)		Tilt angle fwd / bwd (°)	Load capacity @ LC 500mm (kg)		Truck weight (unloaded) standard configuration** (kg)
			With backrest	Without backrest		With backrest	Without backrest		No attachment single tyre	Integral side shift single tyre	Single tyre
V-Duplex - no free lift	V300	3000	4180	3675	2040	155	155	6° / 10°	3500	3500	5272
	V330	3300	4480	3975	2190	155	155	6° / 10°	3500	3470	5298
	V400	4000	5180	4675	2590	155	155	6° / 10°	3460	3270	5374
	V450	4500	5680	5175	2890	155	155	6° / 6°	3320	3140	5447
	V500	5000	6180	5675	3140	155	155	6° / 6°	3190	3020	5492
VF-Duplex - free lift - 1 central cylinder	VF295	2976	4156	3651	2040	860	1314	6° / 6°	3500	3500	5373
	VF325	3276	4456	3951	2190	1010	1464	6° / 6°	3500	3420	5408
	VF345	3476	4656	4151	2290	1110	1564	6° / 6°	3500	3360	5444
TF-Triplex - free lift - 1 central cylinder	TF430	4300	5480	4975	2040	860	1314	6° / 6°	3180	3010	5471
	TF450	4500	5680	5175	2140	960	1414	6° / 6°	3130	2960	5494
	TF470	4700	5880	5375	2190	1010	1464	6° / 6°	3080	2910	5507
	TF500	5000	6180	5675	2290	1110	1564	6° / 6°	3010	2840	5529
	TF550	5500	6680	6175	2490	1310	1764	6° / 6°	2890	2720	5580
	TF600	6000	7180	6675	2690	1510	1964	6° / 6°	2760	2600	5674

** standard configuration: No options, without attachment, forks only, without hydraulic piping

25/30/35BE-X

LOAD CAPACITY

25BE-X

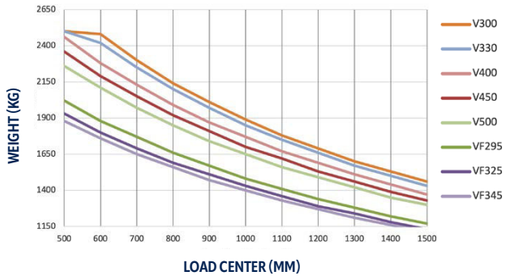

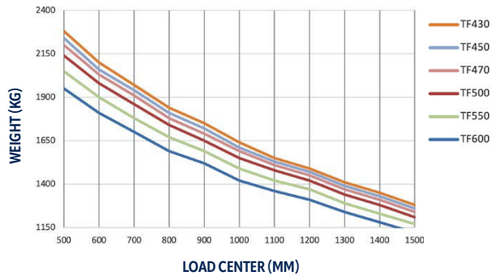

30BE-X

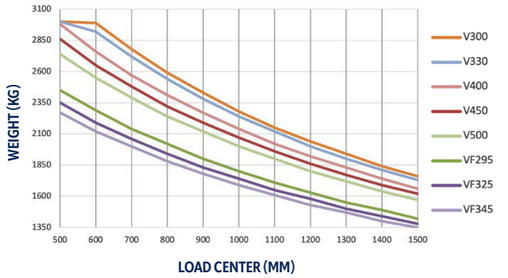

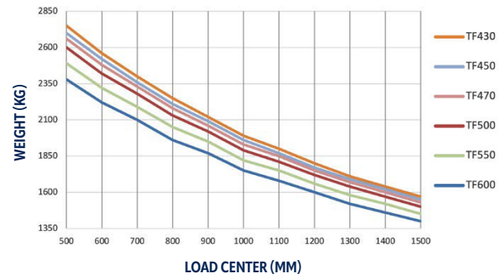

35BE-X

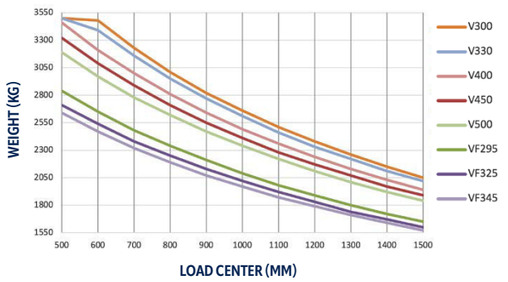

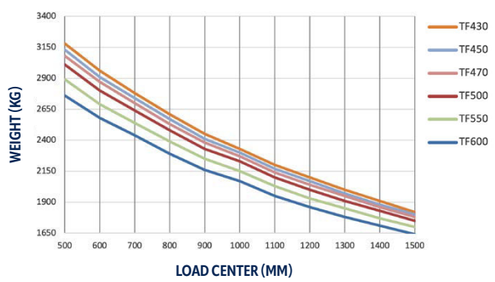

25/30/35BE-X

STANDARD/OPTIONAL EQUIPMENT

DESCRIPTION			25BE-X	30BE-X / 35BE-X
MAST & ATTACHMENTS	MAST	V-Duplex - no free lift 3000 ~ 5000mm	□	□
		VF-Duplex - free lift - 1 central cylinder 2950 ~ 3450mm	□	□
		TF-Triplex - free lift - 1 central cylinder 4000 ~ 6000mm	□	□
		Attachment piping for 3, 4 spool	□	□
	CARRIAGE CLASS	Fork carriage FEM II	●	-
		Fork carriage FEM III	-	●
	LOAD BACKREST	Load backrest	□	□
	ATTACHMENT	Hook on type	□	□
		Integral side shift	□	□
		Integral side shift + fork positioner	□	□
		Side shift (hook on type)	□	□
	FORK	Forks length: 1200 ~ 1800 mm	□	□
		Forks length: 2400 mm	-	□
HYDRAULICS	MCV	3 spool control valve	●	●
		2 or 4 spool control valve	□	□
	LEVER	Manual	●	●
	OIL	Hydraulic oil VG46	●	●
		Hydraulic oil VG32 - VG68	□	□
OPERATION	CABIN	Overhead guard	●	●
		Split door cabin	□	□
		Partial cabin - top cover & front & rear window, including wipers	□	□
		Top cover	□	□
	CLIMATE	Air conditioning	□	□
		Heater	□	□
	SEAT	Grammer - vinyl	●	●
		Armrest L, R	●	●
		Heated	□	□
VISIBILITY	MIRROR	Panoramic mirror	●	●
		Outside mirrors L + R	□	□
	LIGHTS	Front worklight (LED)	●	●
		Taillights	●	●
		Rear worklight (LED)	□	□
		Orange beacon light	□	□
		Bluespot	□	□
		Redzone	□	□
SAFETY		Backup alarm	●	●
		Rear camera (separate monitor)	□	□
		Fork camera (separate monitor)	□	□
CONVENIENCE		Load indicator	□	□
		Rear grip with horn button	□	□
BATTERY		Voltage 48V	●	-
		Voltage 80V	-	●
		Li-ion battery 450Ah	□	□
		Heated Li-ion battery	□	□
		Lead-acid battery 500 ~ 550 Ah	-	□
		Lead-acid battery 600 ~ 660 Ah	□	-
CHARGER		Li-ion charger 100~200A 3ph/400V	□	□
		Lead-acid charger 60~100A 3ph/400V	□	□
TYRES		Solid	●	●
		Pneumatic	□	□
		Non-marking	□	□

● Standard □ Optional



In Europe, Hyundai Material Handling (HD Hyundai XiteSolution) is operated and managed by:

HD Hyundai Construction Equipment Europe nv, Hyundailaan 4,
3980 Tessenderlo-Ham, Belgium

T +32 14 56 22 00 E info@hyundai.eu www.hyundai-mh.eu VAT BE0454495082

The information and data contained in this brochure is the property of HD Hyundai XiteSolution and has been compiled with the utmost care. Specifications and designs are subject to change at any time without notice. As general data, images and descriptions have been used in the brochure, Hyundai products may be fitted with non-standard equipment. The publication of this brochure cannot be regarded as an offer or proposal to contract and is intended for European markets only.

Scan to find out more about this product.

Contact your Hyundai Material Handling dealer:
hyundai-mh.eu/en/dealer-locator

HY-MH-00082. 01/2026. EN. ISSUE 3

HD HYUNDAI XITESOLUTION

HYUNDAI MATERIAL HANDLING